

Arizona: Nations and Art

Activity Extension Menu

<p><u>People and Places Crossword</u></p> <ul style="list-style-type: none"> -Student created crossword using key words. -Use worksheet provided. 	<p><u>Acrostic Poem</u></p> <ul style="list-style-type: none"> -Create an Acrostic poem using any term from the text. -The poem does not need to rhyme. -The poem needs to be descriptive and informative. 	<p><u>Riddles</u></p> <ul style="list-style-type: none"> -Create 3 riddles to solve using any term from the text. -Each line must include a specific guideline. -People, place, or thing must be the topic of each riddle.
<p><u>Mosaic Symbols</u></p> <ul style="list-style-type: none"> -Observe the various symbols represented throughout the book. -Symbols are used in art, jewelry, seals, pottery, and weavings within each nation. -Create a mosaic and identify or infer the meaning of the symbol. -Write an explanation to the connection of the earth. 	<p><u>Pictograph Stories (Partners)</u></p> <ul style="list-style-type: none"> -Create a story on a cave wall using only pictographs created by you. -Write your story on a separate piece of paper. -Have your partner try to explain what your picture means. -Share each story with each other and find the “real” meaning. 	<p><u>Story Cube Game</u> (Partners vs. Partners)</p> <ul style="list-style-type: none"> -Each team will complete a story cube using “Did you know” questions from the book. -Take turns and roll the cube to challenge your partner opponents. -Play without referencing the book.
<p><u>Desert Paintings</u></p> <ul style="list-style-type: none"> -Create a desert landscape painting. -Think about the colors that enhance the desert environment. -Use appropriate land features and vegetation. 	<p><u>Nation Seals</u></p> <ul style="list-style-type: none"> -Observe the various Nation Seals of Native Peoples of Arizona. -Create a seal for our class. Include details, meanings, and various colors. -Write the meaning and purpose of our class seal. 	<p><u>Regions and Nations</u></p> <ul style="list-style-type: none"> -Using the sample Arizona map define the three regions of Arizona using colors. -Use the map on page 10. -Label at least 2 nations for each region and place in the proper region. -Who are their ancestors? <p>Write each nation and their possible ancient ancestors.</p>

Arizona: Nations and Art


Activity Extension Menu Rubric

<p><u>People and Places Crossword</u></p> <ul style="list-style-type: none"> *Create clues for each text word. *Letter boxes must be numbered. *Spelling must be correct. *Provide answer key on separate piece of paper. 	<p><u>Acrostic Poem</u></p> <ul style="list-style-type: none"> *Word must be from the text. *Correct Spelling. *Must have 2 factual details. *Must have 2 descriptive details. 	<p><u>Riddles</u></p> <ul style="list-style-type: none"> *First line must be a factual clue. *Second line must be a descriptive clue. *Third line must form of comparison. *Final line: Who, What, or Where Am I? *Answers included on the back.
<p><u>Mosaic Symbols</u></p> <ul style="list-style-type: none"> *Use precut mosaic pieces. *Pieces must be kept within the lines to define the picture. *Provide explanation and connection to the earth. 	<p><u>Pictograph Stories</u></p> <ul style="list-style-type: none"> *Create pictograph stories using simple figures. *Do not use words on the picture. *Have your partner try to explain in writing your story. *Share the meaning of your story with your partner. *Trade with your partner and do the same for their picture. 	<p><u>Story Cube</u></p> <ul style="list-style-type: none"> *Use specific “Did you know” questions throughout the book. *On a separate piece of paper each team must have an answer sheet to each cube. *The team that answers the most questions without checking the book wins. *Cut out each cube and fold on the dotted lines. *Use tape to seal the folds.
<p><u>Desert Paintings</u></p> <ul style="list-style-type: none"> *Use the appropriate vegetation for each land region. *Student creativity fostered. 	<p><u>Nation Seals</u></p> <ul style="list-style-type: none"> *Embed 3 important topics of our class and school community. *Explain in writing the meaning and message. 	<p><u>Nations and Regions</u></p> <ul style="list-style-type: none"> *Plateau, mountain, and desert regions are designated by color. *Two nations and their ancestors must be identified in each region.

Name _____

People and Places

Crossword Puzzle



Across: People

1. _____

2. _____

3. _____

4. _____

Down: Places

5. _____

6. _____

7. _____

8. _____

Name _____

People and Places Crossword

Answer Sheet

Across: People

1. _____

2. _____

3. _____

4. _____

Down: Places

5. _____

6. _____

7. _____

8. _____

Name _____

Arizona: Nations and Art

Riddles

Riddles are fun ways to solve a question. Create clues about your chosen idea from the text. Be sure to follow the format given and include the answers on a separate piece of paper. You must turn in 3 examples.

Line 1: Fact

Line 2: Descriptive Fact

Line 3: Comparison

Line 4: Who Am I?

Line 1: Fact

Line 2: Descriptive Fact

Line 3: Comparison

Line 4: What Am I?

Line 1: Fact

Line 2: Descriptive Fact

Line 3: Comparison

Line 4: Where Am I?

Rewrite your final copy using the given number of line. Be sure to attach your answers on a separate piece of paper.

Riddle 1

Riddle 2

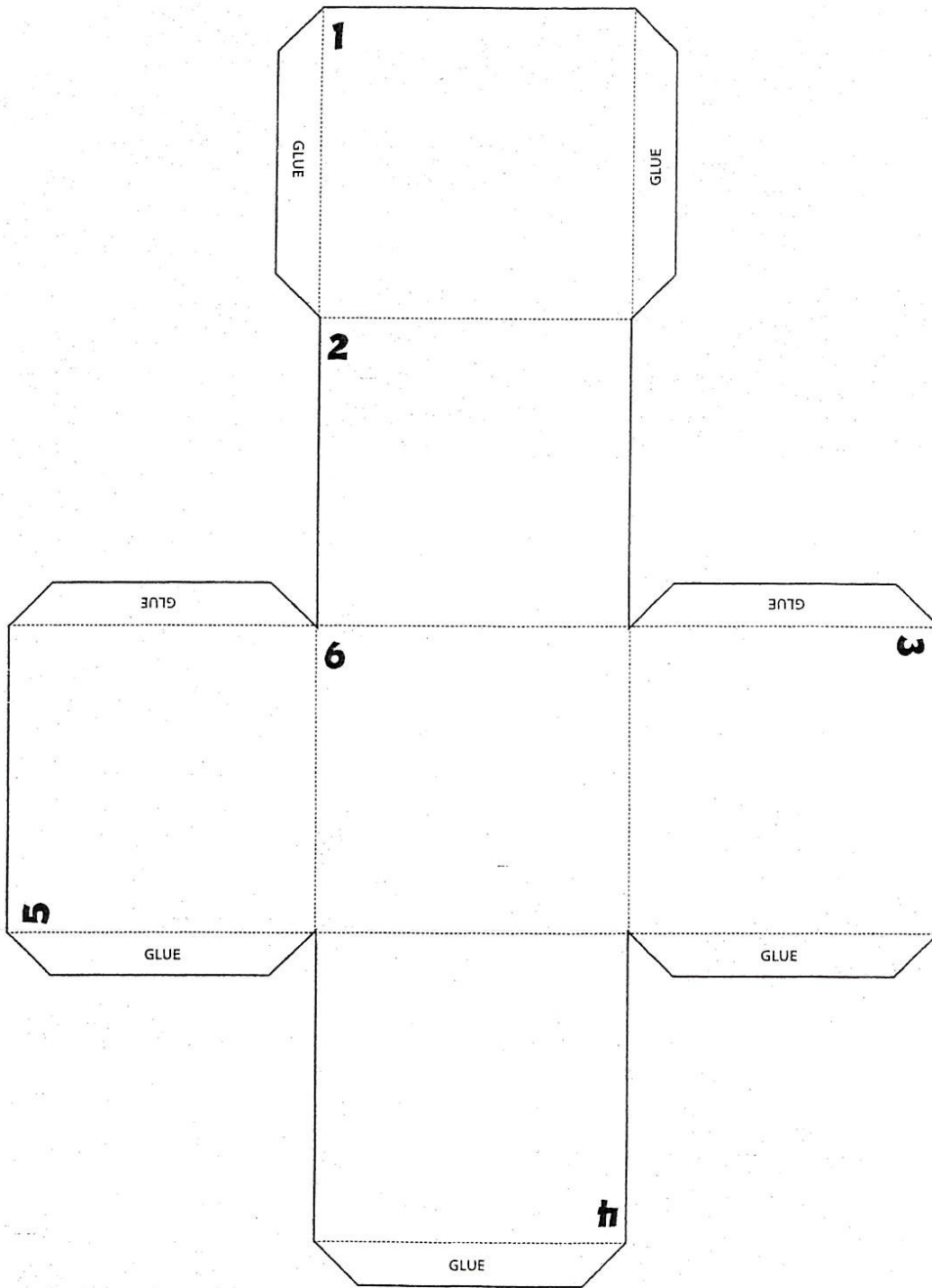
Riddle 3

Pictograph Cave Dwelling Art

Mysteries of rock are still unsolved. It can be understood in many different ways through different viewpoints. Create a story using simple drawings that can be described as rock art. Have your partner write their perception to the meaning of your story. As they write their inference, write out the meaning of your story. Compare your answers and see if your partner is correct. Each partner will draw a picture and try and solve each other's mystery!



Partner explanation:



Name _____

Story Cube Answer Sheet

Each team must fill out this answer sheet before you begin to play. Be sure to write each question on the cube **before** you cut and fold the cube together. Any “Did you know” question may be used on the cube. You may decorate the cube once the answers are complete.

Did you know? Question

Answer

Did you know? Question

Answer

Name _____

Nation Seals

Each Native nation has a unique seal that represents their beliefs, values, and traditions. Carefully observe the different seals shown in the book. Their meaning is embedded within the picture. What is important to each nation? How is it represented? Keep this in mind as you create a class/school community seal. Create a seal and include 3 important topics and explain the meaning of your seal.



Important topic 1: _____

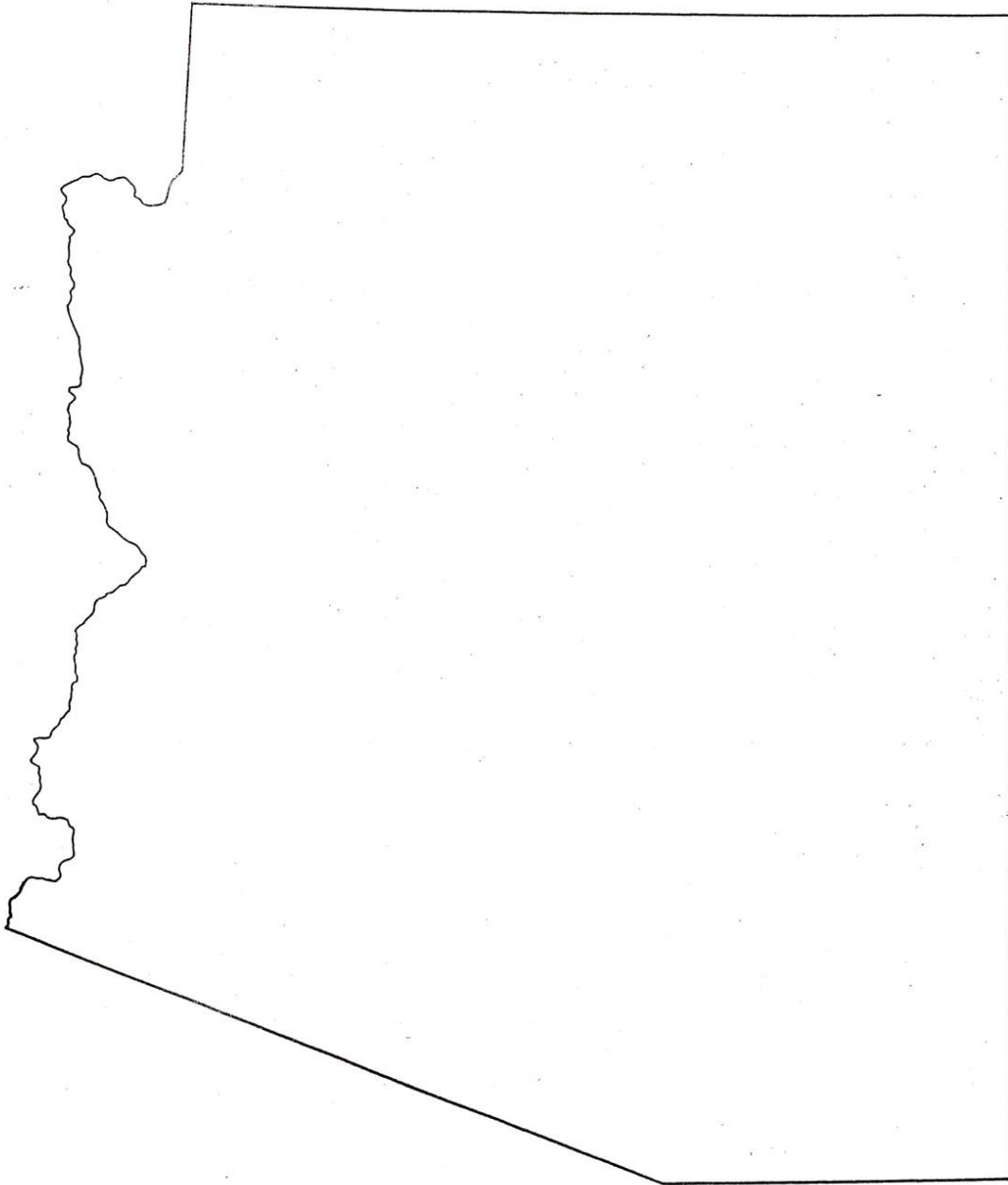
Important topic 2: _____

Important topic 3: _____

Explain the meaning: _____

THE WORLD AROUND US

ARIZONA



Copyright © 1990, Macmillan Publishing Company